


## Art.3371 Telephone



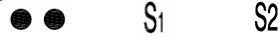
**Door release/Concierge button:**

Pressing this button during a call will open the door. Pressing this at any other time will call the concierge (When facility is available).

**Camera recall:**

Pressing this at any time will switch on the picture. For multiple doors pressing the button two times will bring on the picture from the second door, 3 times the picture from the third etc.

**Spare service buttons**



**Three position volume control:**

Use this to adjust the incoming call volume.

Contrast Control

Brightness Control

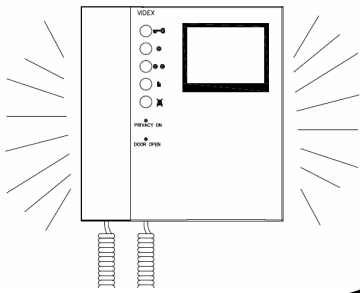
**IMPORTANT NOTE:** The incoming call tone comes out of the telephone ear piece.

Do not hold the hook switch down while holding the telephone to your ear.

### ANSWERING A CALL

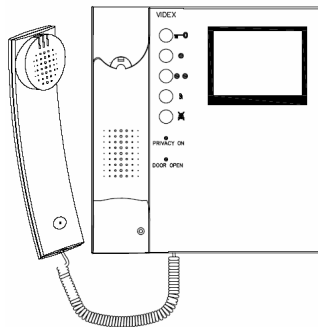
**STEP 1**

An incoming call will be signalled by an audible tone from the handset and the picture will appear




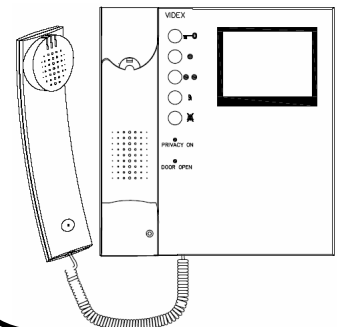
**STEP 2**

Pick up the handset and speak with the caller



**STEP 3**

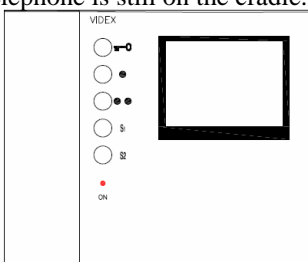
To open the door press the  button. To end the call hang up



### CALLING THE CONCIERGE

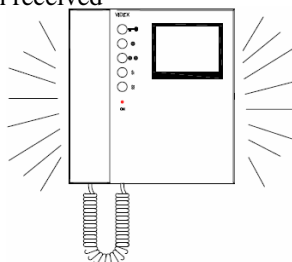
**STEP 1**

To call the concierge simply press the lock release button while the telephone is still on the cradle.



**STEP 2**

An audible tone will be heard from the handset to confirm the call has been received



**STEP 3**

When the handset rings answer the telephone, you will be speaking to the concierge.

