

ART. 3112

3000 Series full base "4+1" audiophone incorporating an adjustable electronic call tone, "door open" push button, spare service button and privacy switch.

For use on traditional "4+1" audio systems that require an electronic call tone including the following audio kits: 4K series, 8K series, VR4K series and VR120DK series kits.

Call tone adjustment: 3 level (low, medium and high) call tone switch.

Privacy facility: 2 position privacy switch (ON/OFF).



3112
3000 Series Audiophone
QUICK GUIDE

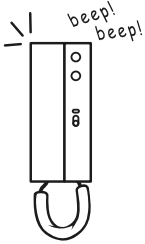


TECHNICAL SUPPORT
 Tel: 0191 224 3174
 Fax: 0191 224 4938
 Email: tech@videxuk.com
 Web: www.videxuk.com

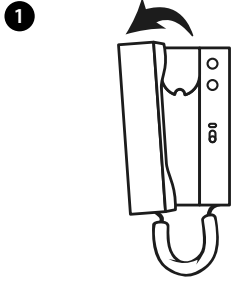
06_3112_V1.0_08/17



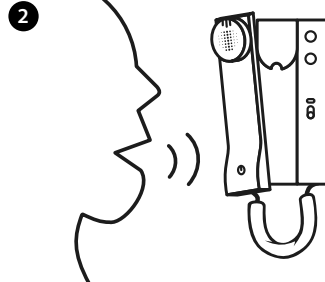
ANSWERING A CALL



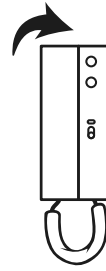
During a call



1 To answer an incoming call pick up the handset.

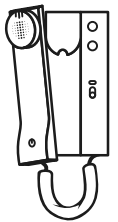


2 With the handset lifted a conversation with the caller can begin.




3 To end the call replace the handset back on the cradle.

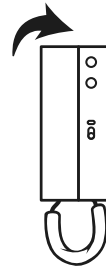
TO OPEN THE DOOR



During a conversation

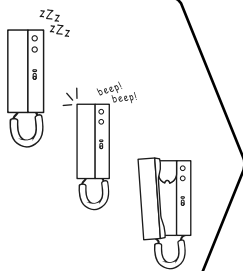


1 During a conversation, with the handset lifted, press the lock button  to operate the lock.

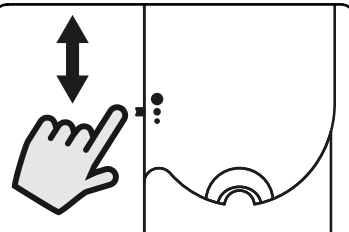


2 To end the call replace the handset back on the cradle.

CALL TONE VOLUME ADJUSTMENT

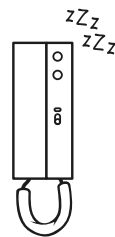


In every situation

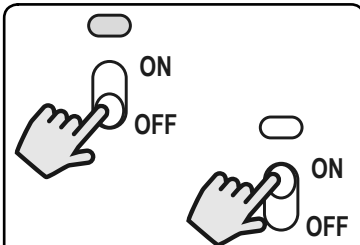


Move the volume switch to the lower position to set the call tone volume to low, to the middle position to set the call tone volume to medium and to the upper position to set the call tone volume to high.

OPERATING THE PRIVACY SWITCH

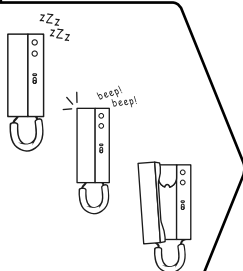


In standby




To activate privacy and switch the phone OFF, move the privacy switch to the OFF position. To switch the phone back ON, move the privacy switch to the ON position.

SPARE SERVICE BUTTON




In every situation



Press the spare service button to activate a secondary function (if this was set up during the installation).

TECHNICAL ADVICE



For further technical advice and assistance on the installation of this product please contact Videx technical on tel: 0191 224 3174.

For any sales advice and assistance please contact Videx sales on tel: 0191 238 8324.

To download a copy of this quick guide visit the Videx website: www.videxuk.com