


# Toona HS

For rapid operation of swing gates with leafs of up to 5 m or 400 kg (TO5024HS) and up to 6 m or 1450 Kg (TO6024HS)

## Ideal for residential and industrial applications.

24 Vdc, electromechanical gear motor, surface mounted, with magnetic encoder.

 **Quick manoeuvres:** 90° opening in about 16\* seconds with TO5024HS and about 30\* seconds with TO6024HS.

**Reliable:** the magnetic encoder ensures the safeguard of set values over time and precise obstacle detection.

**Silent:** patented layout of internal parts and lead nut in bronze.

**Sturdy:** thanks to the housing, made up of two tough aluminium shells with polyester paint finish; more resistant to atmospheric agents.

Internal moving parts completely in steel, light alloys and technopolymers.

**Generously sized and practical connection compartment:** rapid and easy access from above to internal parts located in the upper section of the motor.

**Simple installation and maintenance:** with built-in capacitor.

**Wholly compatible** with the Moby series: same dimensions and fixing brackets.

### Moonclever MC824H control unit:

- simple programming, by means of a single key;
- automatic memorization of limit switches on opening and closing with self-learning function;
- automatic fault diagnostics;
- programming of pause time;
- pedestrian pass door;
- deceleration on opening and closing;
- obstacle detection with dual technology;
- operation in event of power failure by means of optional rechargeable batteries (PS324);
- provision for connection of latest generation resistive sensitive edges.

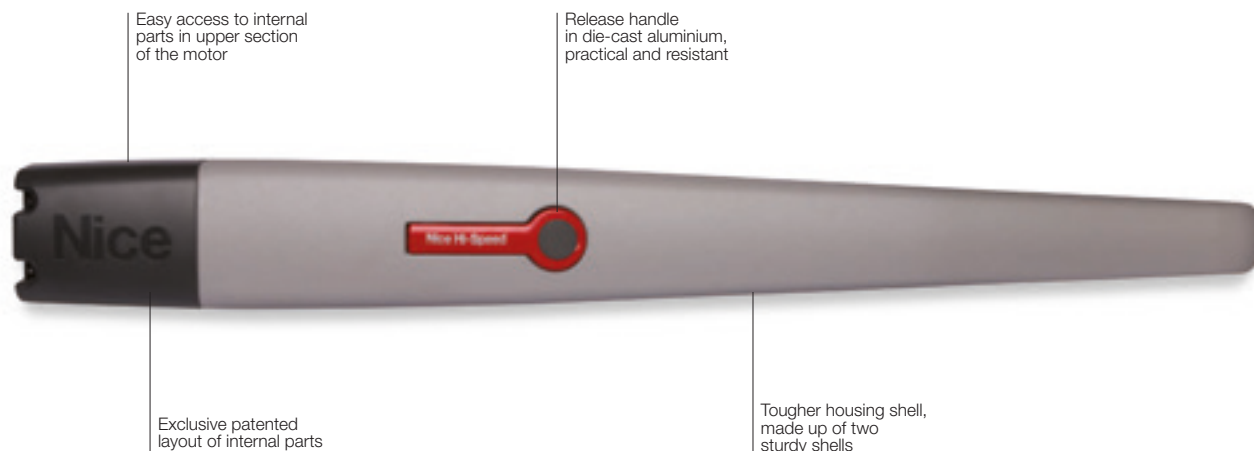
\* Considering standard installation, excluding acceleration and deceleration.

Nice **BiDirectional products** indicate the status of the automations and confirm correct reception of the command.

Discover the complete range of BiDirectional products on page 176.

**Yubii** is the new Nice ecosystem that connects all the automations in the home.

Discover all the benefits of the Yubii system on page 170.



Easy access to internal parts in upper section of the motor

Release handle in die-cast aluminium, practical and resistant

Exclusive patented layout of internal parts

Tougher housing shell, made up of two sturdy shells

## COMMON ACCESSORIES



### CORE

Nice Wi-Fi-Radio Gateway.

Pc./Pack 1



### IBT4N

Interface for connecting the O-View programming unit.

Pc./Pack 1



### IT4WIFI

Smart Wi-fi interface to manage gates and garage doors by smartphone (\*).

Pc./Pack 1



### PS324

24 V battery with integrated battery charger.

Pc./Pack 1



### PLA10

Vertical 12 V electric lock (required for gates longer than 3 m).

Pc./Pack 1



### PLA11

Horizontal 12 V electric lock (required for gates longer than 3 m).

Pc./Pack 1



### TS

Signboard.

Pc./Pack 1



### SOLEMYO KIT

The solar power to automate gates, garage doors or barrier gates.

See page 229.

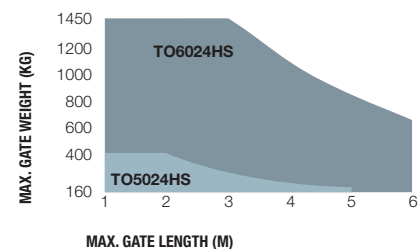
\* Not compatible with the Solemyo kit and PS324

## TECHNICAL SPECIFICATIONS

Code	Description	Pack/Pallet
<b>T05024HS</b>	Irreversible, 24 Vdc, fast, with magnetic encoder, mechanical stop on opening and closing	20
<b>T06024HS</b>	Irreversible, 24 Vdc, fast, with magnetic encoder, mechanical stop on opening and closing	20

Code	T05024HS	T06024HS
<b>ELECTRICAL DATA</b>		
Power supply (Vdc)	24	
Absorption (A)	5	
Power (W)	120	
<b>PERFORMANCE DATA</b>		
Speed (m/s)	>> 0,025 <<	>> 0,016 <<
Force (N)	1800	2200
Work cycle (cycles/hour)	95	41
<b>DIMENSIONAL AND GENERAL DATA</b>		
Protection level (IP)	44	
Working temp. (°C Min/Max)	-20 ÷ +50	
Dimensions (mm)	965x115x105 h	1200x128x150 h
Weight (kg)	7,5	15

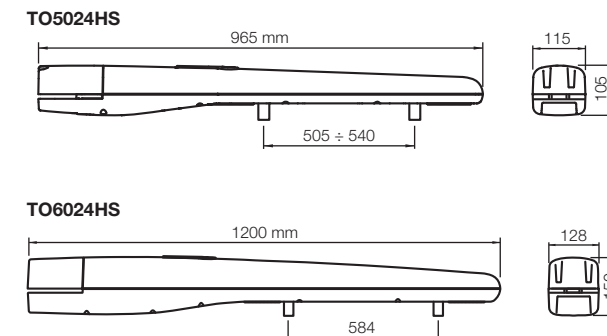
## UTILISATION LIMITS



The shape, the height of the gate and the weather conditions can considerably reduce the values shown in the graph to the side.

Use in windy areas 230 Vac models.

## DIMENSIONS



## COMPATIBILITY TABLE WITH CONTROL SYSTEMS AND ACCESSORIES

Code	control unit/receiver				transmitter				photocells								flashing light										
	MC200 / Built-in*	MC200 / OXI / OXIBD / OXILR	DPRO500 / OXI / OXIBD / OXILR	DPRO924 / OXI / OXIBD / OXILR	MC244L / Built-in* / OXI / OXIBD / OXILR	MC324H / OXI / OXIBD / OXILR	MC324HR / OXI / OXIBD / OXILR	ERA INTI	ERA ONE	ERA ONE BD	ERA ONE LR	ERA FLOR	NICEWAY	EPS	EPM	EPL	EPSB	EPMB	EPLB	EPMOV	F210	F210	F210B	F210B	ELAC	ELDC	WLT
<b>T05024HS</b>																											
<b>T06024HS</b>																											

\* Radio receiver incompatible with Opera system

For swing gates  
Hi-Speed series

For sliding gates

Barrier gate  
operator systems

For garage  
and industrial doors

Control systems  
and accessories

Compatibility table  
and alphabetical index