PaxLock

INS-30219

Paxton

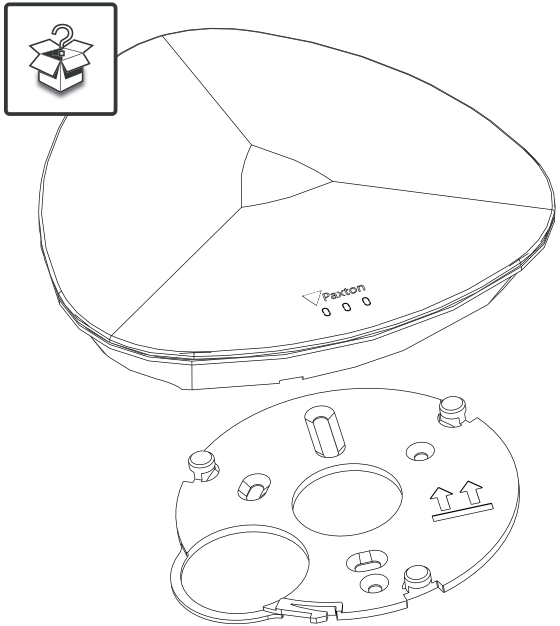
Paxton

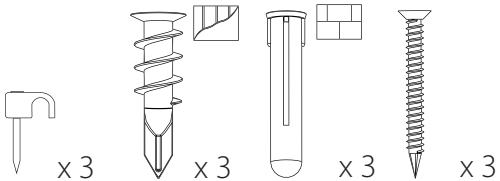
x 3
x 3
x 3
x 3

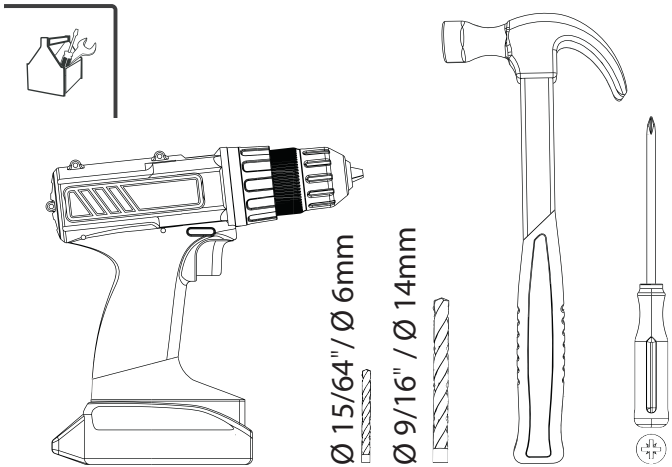
Ø 15/64" / Ø 6mm
Ø 9/16" / Ø 14mm


Paxton
PoE
802.3af

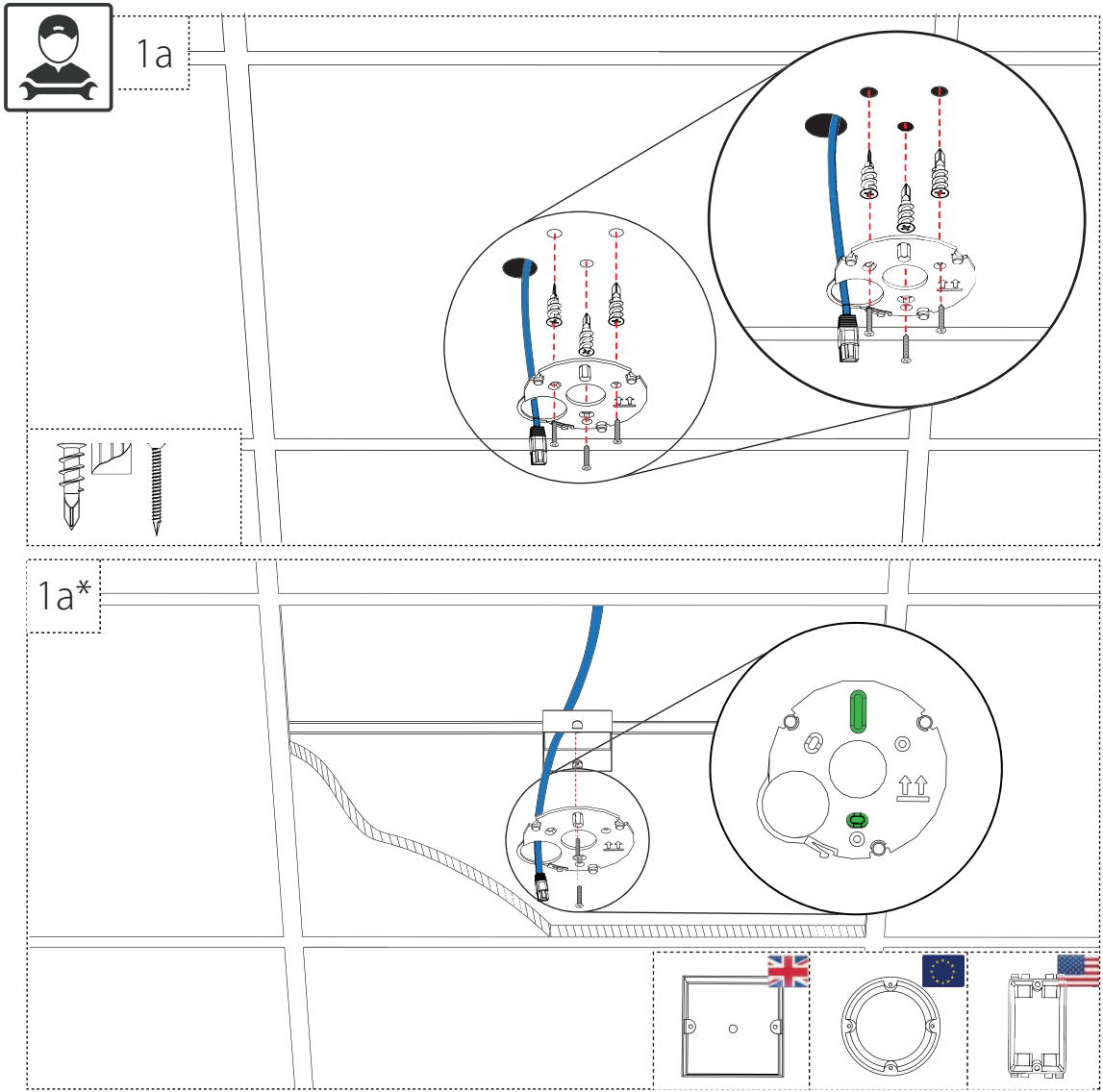
1a
1a*

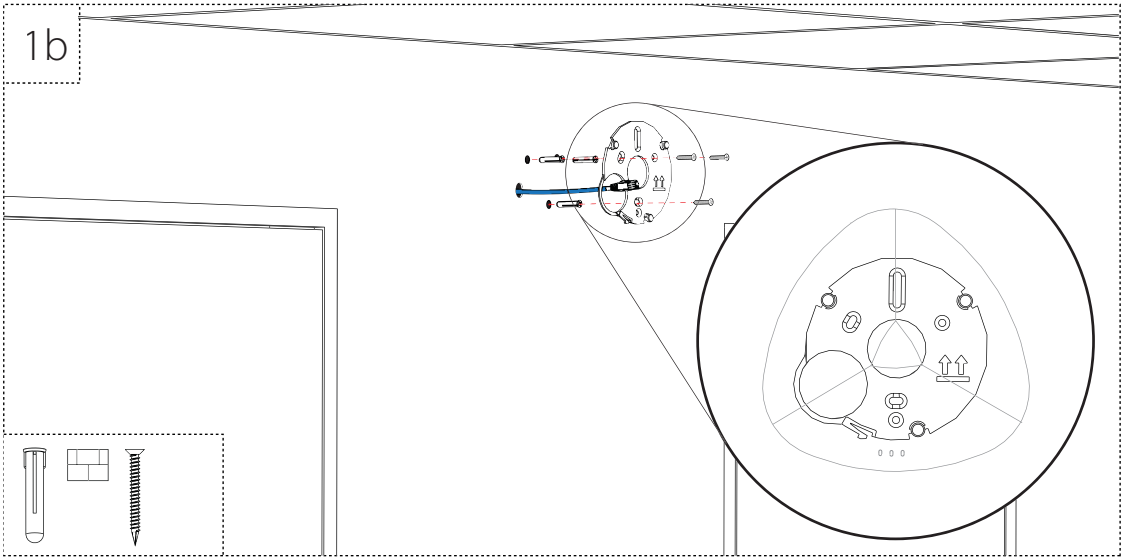
1b

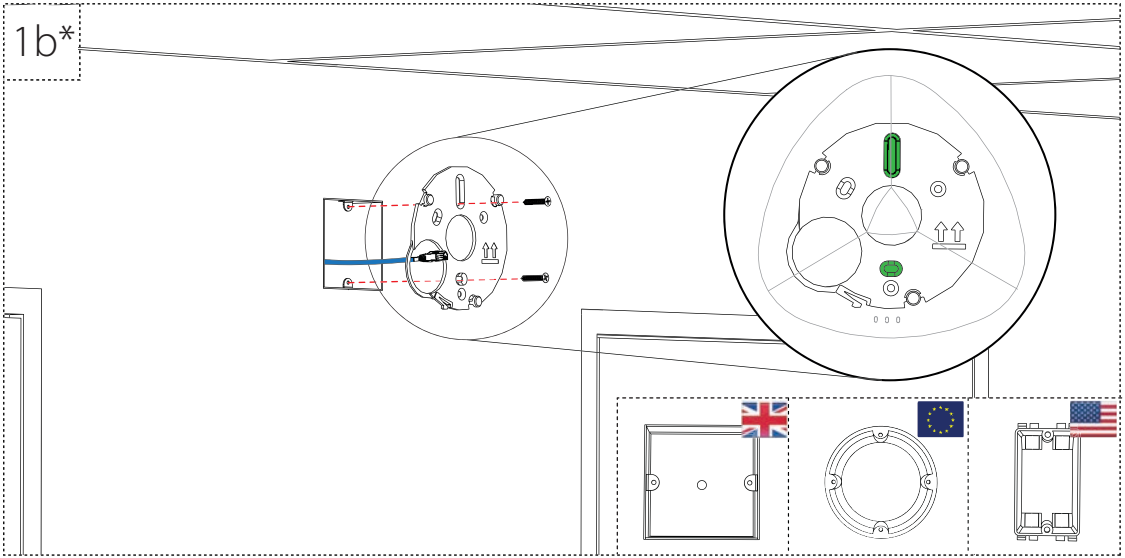
1b*

2

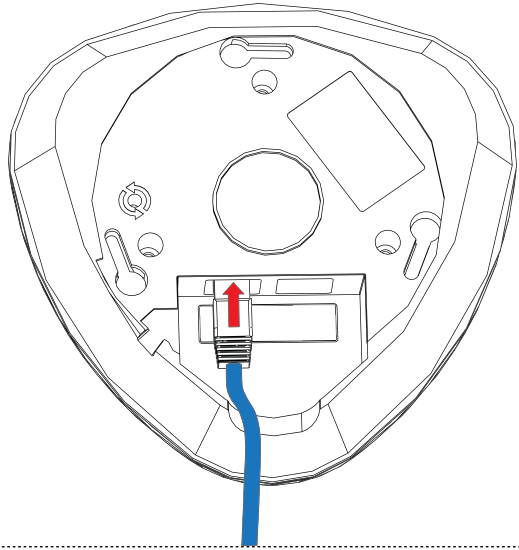

3

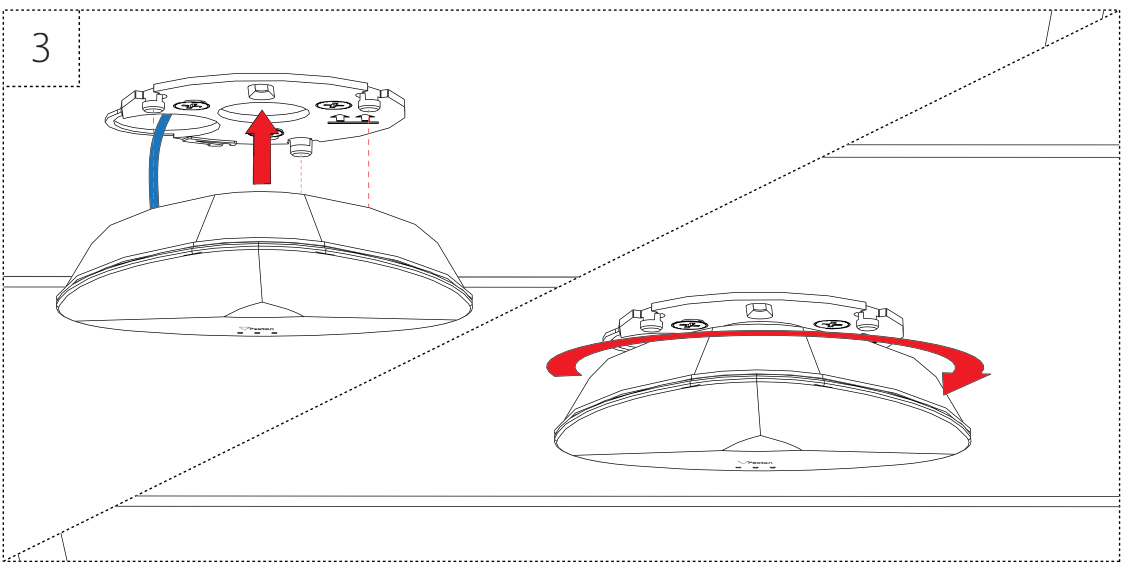

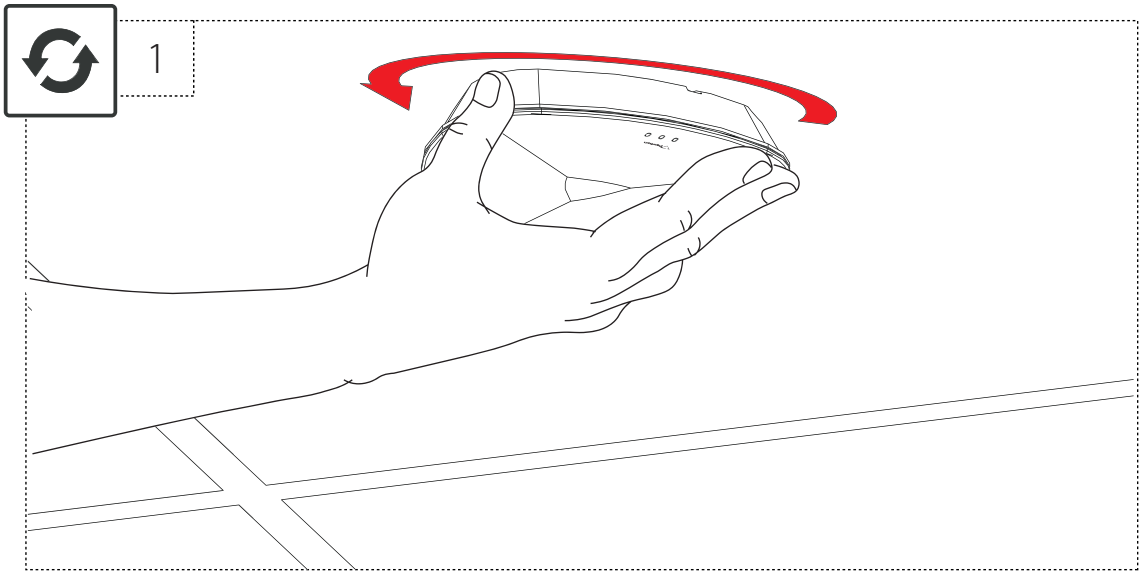

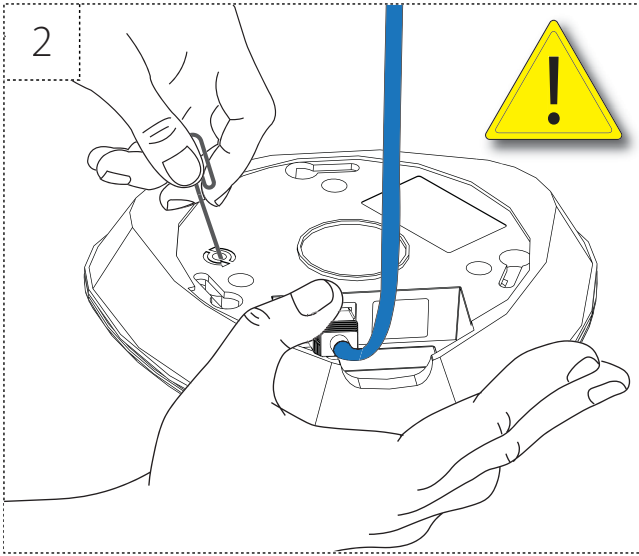

Hold for 5 seconds within 30 seconds of power up.

Houdt de knop 5 seconden ingedrukt binnen de eerste 30 seconden na het opstarten

Maintenez pendant 5 secondes dans les 30 secondes suivant l'allumage

Innerhalb von 30 Sekunden nach dem Einschalten 5 Sekunden lang gedrückt halten.

Mantenga pulsado durante 5 segundos dentro de los 30 segundos de encendido.
Swedish

Håll i 5 sekunder inom 30 sekunder efter uppstart.

Hold inde i 5 sekunder inden for 30 sekunder efter opstart.

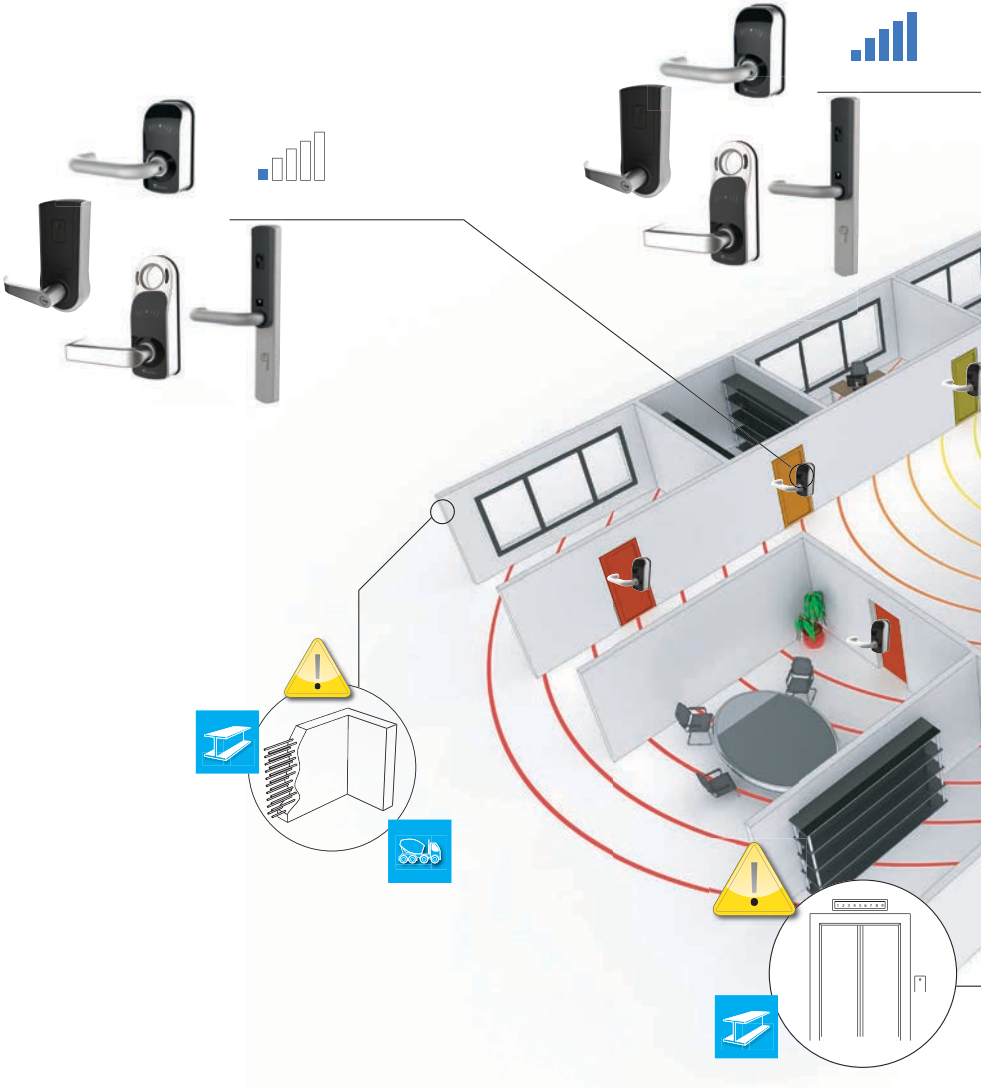

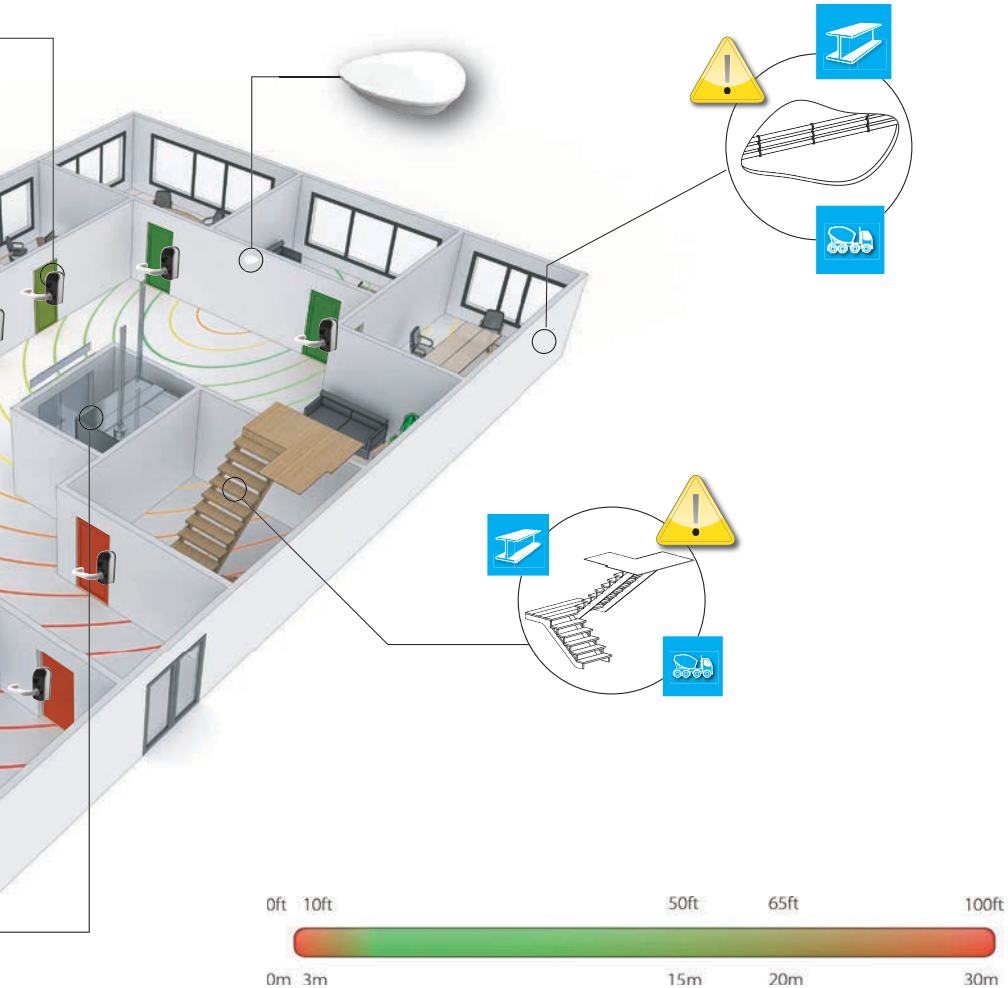
0ft
10ft
50ft
65ft
100ft
0m
3m
15m
20m
30m

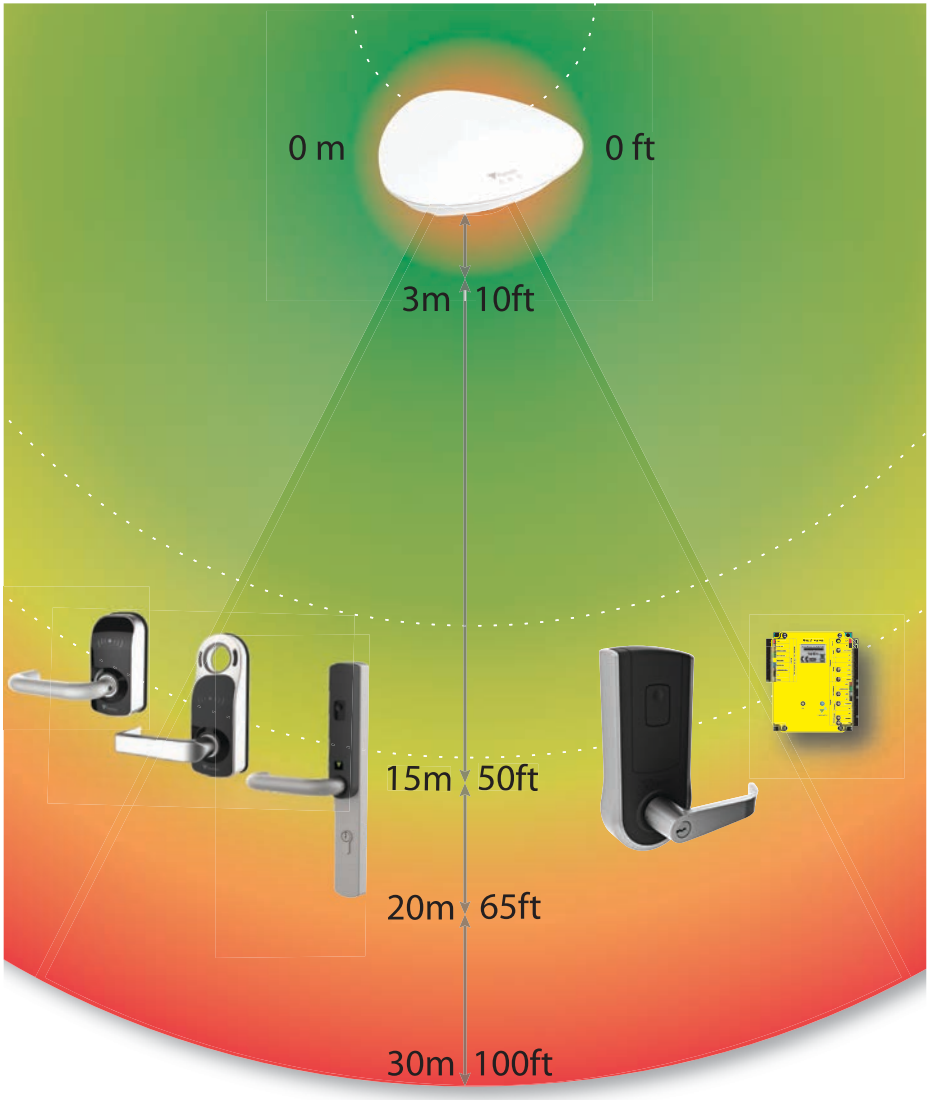
0 m
0 ft
3m
10ft
15m
50ft
20m
65ft
30m
100ft

	≤ 200
	IEEE 802.15.4 2.4GHz
AES 128	✓
	3m - 15m 10 ft - 50 ft
PoE	IEEE 802.3af
	-20°C +55°C -4°F +131°F
	✗

Paxton Access Ltd hereby declares that this product is in conformity with all the essential requirements of the Directive 2014/53/EU.
https://www.paxton-access.co.uk/docs/Instructions/ins-181.pdf

The full declaration of conformity is provided at: http://paxton.info/3910

Contact details are provided at: http://paxton.info/596

These products are not suitable for retail sale. All warranties are invalid if these products are not installed by a competent person.

North America:-

Product Compliance and limitations

Wiring methods shall be in accordance with the National Electrical Code (ANSI/NFPA70), local codes, and the authorities having jurisdiction.

FCC Compliance

This device complies with Part 15 of the FCC Rules. Operation is subject to the following two conditions:
(1) This device may not cause harmful interference, and (2) This device must accept any interference received, including interference that may cause undesired operation. Changes or modifications not expressly approved by the party responsible for compliance could void the user's authority to operate the equipment.

Changes or modifications not expressly approved by the party responsible for compliance could void the user's authority to operate the equipment.

This device complies with FCC radiation exposure limits for an uncontrolled / general public environment. This device shall be installed and operated with a minimum distance of 0.5" between users or bystanders and the device. Installers must ensure that this device must not be co-located or operated in conjunction with any other antenna or transmitter except in accordance with FCC multi-transmitter product procedures.

IC Compliance

This device complies with Industry Canada licence-exempt RSS standard(s). Operation is subject to the following two conditions:
(1) this device may not cause interference, and (2) this device must accept any interference, including interference that may cause undesired operation of the device.

The Net2Air Bridge has been designed and complies with the safety requirements for RF exposure in accordance with RSS-102, section 2.5.2 as demonstrated in the RF exposure analysis. This equipment shall be installed and operated with a minimum distance of 20 cm between the radiator and all persons

Installation guidelines

The bridge should not be installed within 3 metres of other wireless equipment operating on a 2.4Ghz frequency.
To ensure optimum performance other wireless networks should avoid WiFi channels 11, 12 and 13 to reduce the possibility of interference.

With reference to the signal diagram Wireless ACU's should be located at a distance as shown within the Green area. Performance may be reduced with an increase in distance as shown by the Amber area. Wireless ACU's should not be used at distances shown by the Red areas.

Data Reset

To clear all settings back to their factory default, including clearing the current IP address and setting the bridge to acquire new addresses using DHCP, hold the reset button down for 5 seconds within the 30 second period of power up. This is located at the bottom of the unit. The unit will beep to acknowledge once the reset is complete.

Conformité et limitations du produit

Les méthodes de câblage doivent être en accord avec le code électrique nation (ANSI/NFPA70), lois locales locaux et les autorités ayant juridiction.

Conformité FCC

Cet appareil est conforme à la section 15 du règlement de la FCC. Le fonctionnement est soumis aux deux conditions suivantes :(1) cet appareil ne doit pas créer d'interférences nuisibles et (2) cet appareil doit accepter toute interférence reçue, y compris des interférences qui peuvent causer un fonctionnement non souhaité. Tout changement ou modification non agréé par la partie responsable de la mise en conformité peut entraîner une interdiction d'utilisation de l'équipement.

Les changements ou modifications non expressément approuvés par la partie responsable de la accordance peut annuler le droit de l'utilisateur à utiliser l'équipement.

Cet appareil est conforme aux limites d'exposition aux radiations spécifiées par FCC pour un environnement public général non contrôlé. Cet appareil doit être installé et utilisé avec une distance minimale de 0,5 " entre les utilisateurs ou les passants et l'appareil. Les installateurs doivent veiller à ce que ce dispositif ne doit pas être co-implantés ou exploités en conjonction avec une autre antenne ou émetteur, sauf en conformité avec les procédures de produits multi-émetteur FCC.

Conformité IC

Cet appareil est conforme avec Industrie Canada exempts de licence standard RSS (s). Son fonctionnement est sousmis aux deux conditions suivantes: (1) cet appareil ne doit pas causer d'interférences et (2) cet appareil doit accepter toute interférence, y compris les interférences qui peuvent causer un mauvais fonctionnement de l'appareil.

Le pont Net2Air a été conçu et est conforme aux exigences de sécurité en matière d'exposition RF conformément aux RSS-102, paragraphe 2.5.2 comme le montre l'analyse de l'exposition aux RF. Cet équipement doit être installé et utilisé avec une distance minimale de 20 cm entre le l'équipement émetteur et toutes les personnes

Directives d'installation

Ce produit ne doit pas être installé à moins de 3 mètres de tout autre appareil radio fonctionnant sur la fréquence 2.4Ghz. Pour un fonctionnement optimal éviter que d'autres réseaux radio utilisent les canaux WiFi 11, 12 et 13 afin de réduire la possibilité d'interférences.

En se référant au schéma de signaux, l'appareil doit être située à une distance, comme indiqué dans la zone verte. Le rendement peut être réduit avec une augmentation de la distance, comme indiqué par la zone orange. L'unité ne doit pas être utilisé à des distances indiquées par les zones rouges.

Réinitialisation des Données

Pour réactiver les réglages d'usine de l'unité, effacer l'adresse IP stockée dans l'unité et remettre l'unité en mode DHCP, maintenez le bouton de réinitialisation pendant 3 secondes, dans les 30 secondes suivant sa remise sous tension. Le bouton de réinitialisation se trouve à l'arrière de l'unité, dont l'accès se fait par un petit trou, situé en dessous de la connexion d'alimentation. L'unité émettra un bip de configuration, une fois la réinitialisation terminée.

This product incorporates work covered by the following copyright and permissions notices:

Copyright (c) 2001-2004 Swedish Institute of Computer Science.

All rights reserved.

Redistribution and use in source and binary forms, with or without modification, are permitted provided that the following conditions are met:

1. Redistributions of source code must retain the above copyright notice, this list of conditions and the following disclaimer.

2. Redistributions in binary form must reproduce the above copyright notice, this list of conditions and the following disclaimer in the documentation and/or other materials provided with the distribution.

3. The name of the author may not be used to endorse or promote products derived from this software without specific prior written permission.

THIS SOFTWARE IS PROVIDED BY THE AUTHOR ``AS IS AND ANY EXPRESS OR IMPLIED WARRANTIES, INCLUDING, BUT NOT LIMITED TO, THE IMPLIED WARRANTIES OF MERCHANTABILITY AND FITNESS FOR A PARTICULAR PURPOSE ARE DISCLAIMED. IN NO EVENT SHALL THE AUTHOR BE LIABLE FOR ANY DIRECT, INDIRECT, INCIDENTAL, SPECIAL, EXEMPLARY, OR CONSEQUENTIAL DAMAGES (INCLUDING, BUT NOT LIMITED TO, PROCUREMENT OF SUBSTITUTE GOODS OR SERVICES; LOSS OF USE, DATA, OR PROFITS; OR BUSINESS INTERRUPTION) HOWEVER CAUSED AND ON ANY THEORY OF LIABILITY, WHETHER IN CONTRACT, STRICT LIABILITY, OR TORT (INCLUDING NEGLIGENCE OR OTHERWISE) ARISING IN ANY WAY OUT OF THE USE OF THIS SOFTWARE, EVEN IF ADVISED OF THE POSSIBILITY OF SUCH DAMAGE.

Copyright (c) 2013-2015 Atmel Corporation. All rights reserved.

Redistribution and use in source and binary forms, with or without modification, are permitted provided that the following conditions are met:

1. Redistributions of source code must retain the above copyright notice, this list of conditions and the following disclaimer.

2. Redistributions in binary form must reproduce the above copyright notice, this list of conditions and the following disclaimer in the documentation and/or other materials provided with the distribution.

3. The name of Atmel may not be used to endorse or promote products derived from this software without specific prior written permission.

4. This software may only be redistributed and used in connection with an Atmel microcontroller product.

THIS SOFTWARE IS PROVIDED BY ATMEL "AS IS" AND ANY EXPRESS OR IMPLIED WARRANTIES, INCLUDING, BUT NOT LIMITED TO, THE IMPLIED WARRANTIES OF MERCHANTABILITY, FITNESS FOR A PARTICULAR PURPOSE AND NON-INFRINGEMENT ARE EXPRESSLY AND SPECIFICALLY DISCLAIMED. IN NO EVENT SHALL ATMEL BE LIABLE FOR ANY DIRECT, INDIRECT, INCIDENTAL, SPECIAL, EXEMPLARY, OR CONSEQUENTIAL DAMAGES (INCLUDING, BUT NOT LIMITED TO, PROCUREMENT OF SUBSTITUTE GOODS OR SERVICES; LOSS OF USE, DATA, OR PROFITS; OR BUSINESS INTERRUPTION) HOWEVER CAUSED AND ON ANY THEORY OF LIABILITY, WHETHER IN CONTRACT, STRICT LIABILITY, OR TORT (INCLUDING NEGLIGENCE OR OTHERWISE) ARISING IN ANY WAY OUT OF THE USE OF THIS SOFTWARE, EVEN IF ADVISED OF THE POSSIBILITY OF SUCH DAMAGE.

https://paxton.info/9909

© Paxton Ltd Rev H

Paxton House, Home Farm Road, Brighton, BN1 9HU, United Kingdom

Paxton