

INSTALLATION AND USE OF THE INTRATONE MINI RF GPRS 17-0104 V2 MODULE



Real-time



Remote control
devices
and Mobile Key



Coded keypad



- **Two car park doors** can be operated by remote controls from the Intratone range.
- Manage up to **10,000 remote controls** or Mobile Keys per Mini RF GPRS module.
- Manage **time slots** and **open access times**.
- Connect up to **2 coded keypads** (ref. 04-0107).
- No configuration for installation tests, “Ex-Factory Test” enables opening with any Intratone remote control device, on first update, only remote controls configured on the website will be able to open.
- This Mini RF GPRS model does not manage alerts.

TABLE OF CONTENTS

TABLE OF CONTENTS	2
DIMENSIONS AND FITTING	3
INSTALLATION	4
POST-INSTALLATION CHECK	5
A) FIRST POWER-UP	5
B) AFTER UPDATE	5
INSTALLING AN ADDITIONAL RF ANTENNA	5
PROGRAMMING AT WWW.INTRATONE.COM	6
TROUBLESHOOTING	7



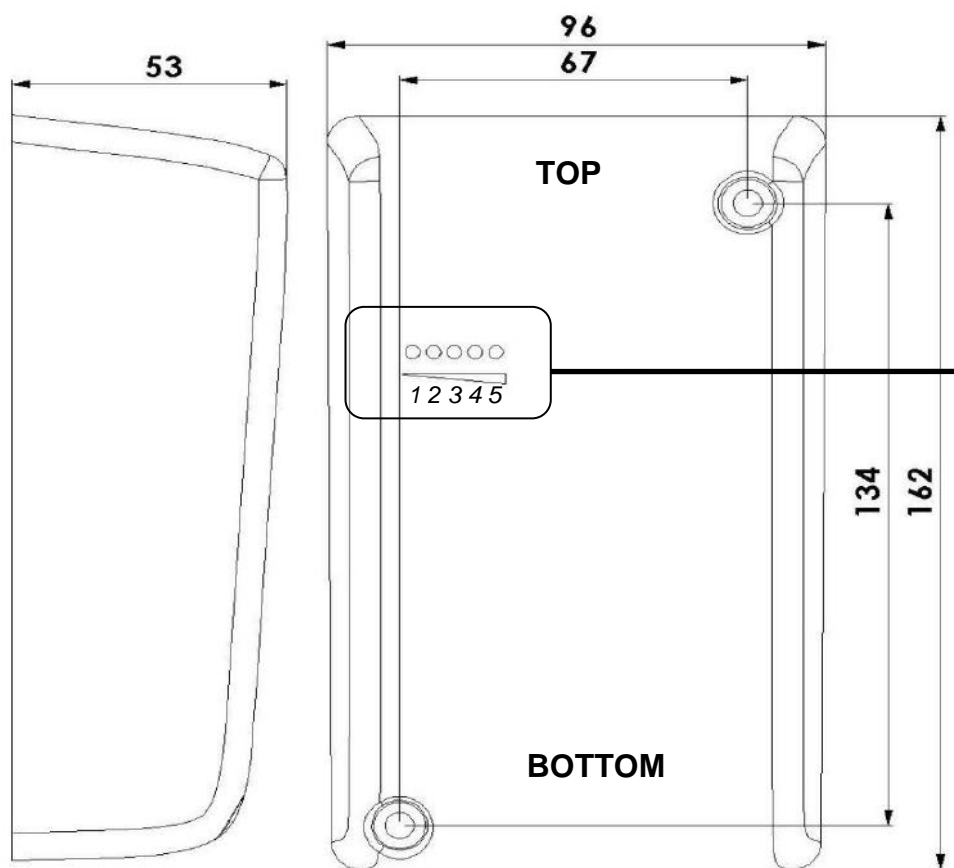
WARNINGS:

*The Mini RF GPRS V2 unit is equipped with special **voltage-free 1A relays** for garage or carpark gates. To control an electric or magnet lock, it will be necessary to fit an additional 5A relay, not supplied.*


Never connect directly to the 220V supply.

DIMENSIONS AND FITTING

To be attached to a flat surface, **indoors or outdoors**.



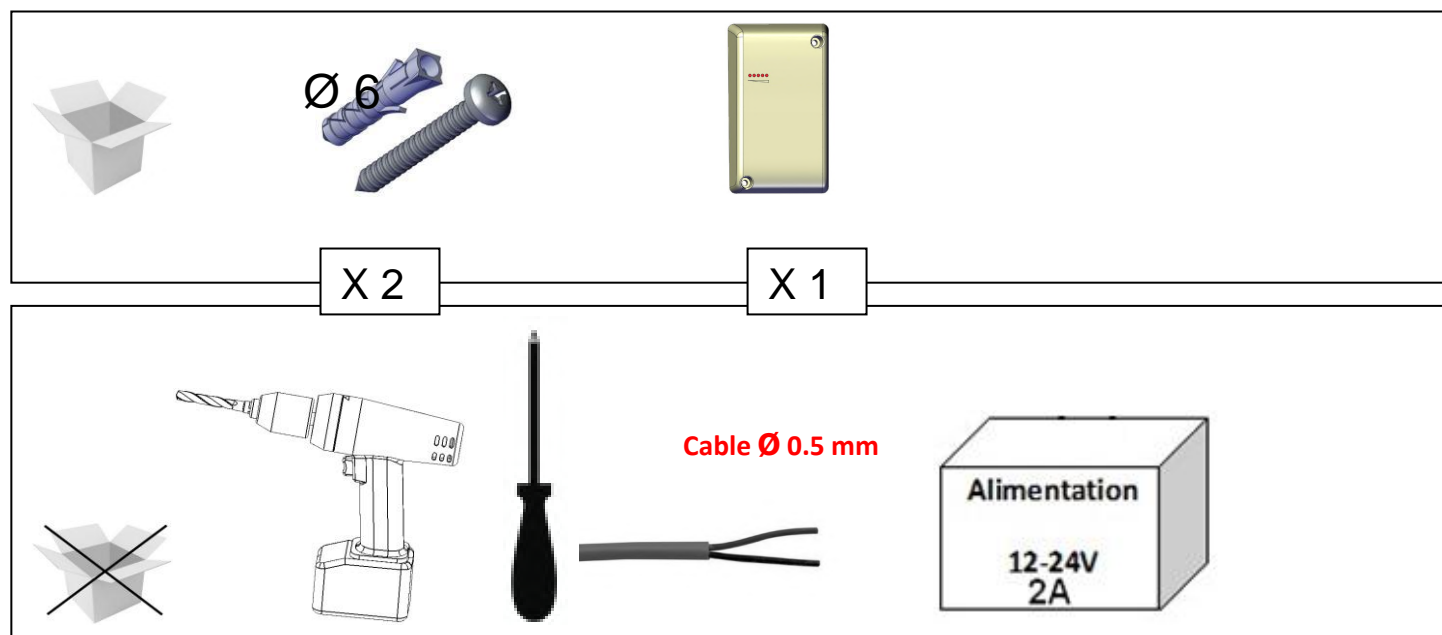
The GPRS network reception LEDs.



Optional functioning with 3 or more LEDs lit.

A poor reception level may prevent updates.

An external GPRS antenna may be fitted if the installation is in a metal box, for example.



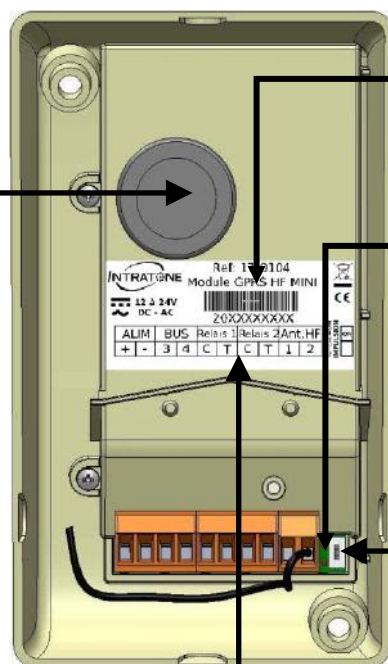
INSTALLATION

Watertight cap for connection of the **GPRS antenna**

“ON” integrated antenna
“1” external antenna



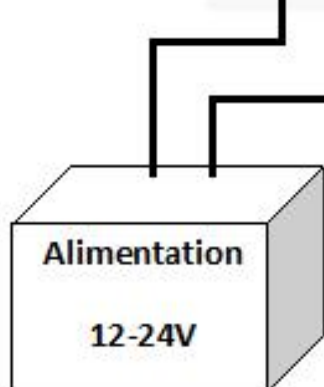
Optional antenna
(Ref 12-0114)



Bar code beginning with 2078 confirms compatibility with 12-key

Operating LED

Time-delay switch for relays 1 and 2:
“ON” 0.2 sec pulse **not compatible** with open-access slot
“1” Adjustment on management site



Automatic device(s) to be controlled



Cable ø 0.5 mm minimum – 200 metres
Relays (1a max): specifically for garage or car-park doors.
To power electric or magnet locks, an additional 5a relay must be fitted

POST-INSTALLATION CHECK

A) FIRST POWER-UP

The RF GPRS module authorises all Intratone remote controls.
Buttons 1 and 3 on the remote controls will open relay 1.
Buttons 2 and 4 on the remote controls will open relay 2.
The keypad code 2580 will open relay 1.

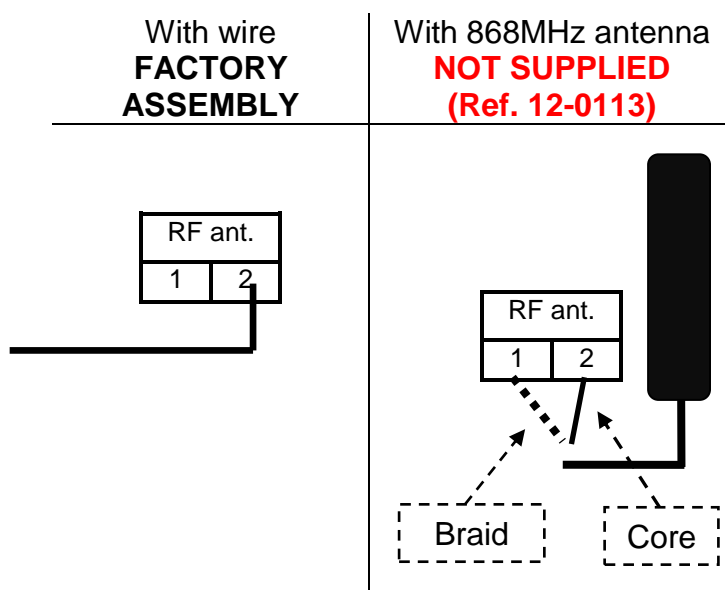
B) AFTER UPDATE

After the first update of the equipment from the site intratone.com, the operating LED will remain constantly lit.
It will only go off when reading a signal from an Intratone remote control.

The module will only accept opening with remote controls and codes authorised on the management site.

INSTALLING AN ADDITIONAL RF ANTENNA

For better reception of the signal transmitted by the remote control, you can install an RF antenna, calibrated at 868MHz.



PROGRAMMING AT WWW.INTRATONE.COM

Remote controls, Mobile Keys and keypad codes are only managed via the site www.intratone.com.

Step 1: Go into the residence, then click:



Then

INTRABOX
DATA

Step 2: Enter your contract no. and name your access point:

Enter your contract no.

xxxxxxxxx



Nom de l'accès



Nom de l'accès

N.B. If nothing on relay 2, cancel with the X .

To recreate access no. 2:

Go to your access point, then "Set up central unit"

Click on the phrase "Click here to activate relay no. 2"

Now simply name this new access point.

Step 3: Creating your Remote Controls and Mobile Keys.



Step 4: Update your residence.

Residences



Update

N.B. With a keypad (ref. 04-0107), you will be able to create keypad codes in the tab

Codes

TROUBLESHOOTING

Problem	What to do
No reception LED on the module	If it is switched on, switch the GPRS module off and on. If the reception level remains at 0/5, move the module or install a GPRS antenna.
Reception LED no. 5 on the module is flashing	- If LED no. 5 keeps flashing for more than 2 minutes, move the module or install the remote GPRS antenna (Ref. 12-0114)
The remote controls do not open the access point	- Check programming - Check that the operating LED goes out as it should when an Intratone remote control is used - Check the wiring of the relay(s)
The remote controls open at random.	- Install an 868MHz RF antenna (Ref 12-0113).

Operating guarantees:

- The GPRS module is guaranteed within a temperature range of -20°C and +70°C and at a relative humidity level not exceeding 70%.
- The detachable casing must be fitted to protect the module against water damage.
- The top and bottom of this module are to be positioned as indicated in these instructions.
- Never connect directly to the 220V supply (out of guarantee).

End-of-life recycling of the product:



The GPRS module and its accessories must not be disposed of with unsorted waste, but must be collected for recycling as Electrical and Electronic Waste.

CERTIFICATE OF CONFORMITY OF A RADIO-ELECTRIC DEVICE
(R & TTE DIRECTIVE 1995/5/EC)

MANUFACTURER

Name: COGELEC SAS
Address: 370 rue du Maunit
85290 Mortagne sur Sèvre
FRANCE

Telephone : +33 (0)2 51 65 05 79

Fax : +33 (0)2 51 63 05 96

Email : info@cogelec.fr

IDENTIFICATION OF THE DEVICE

Brand :



Trade name : GRPS Mini HF Module
Trade reference : 17-0104
Type : GPRS and UHF (868Mhz) network communication module
Intended application : Access control for apartment buildings

I, the undersigned, **Roger LECLERC** president of the company **COGELEC**
Declare under my sole responsibility that the product described above is in compliance with the essential applicable requirements of Directive 1999/5/EC:

- Article 3.1a (protection of health and safety of users):

Electrical safety standard applied: **EN 60950-1: 2006**

EMF standard applied: **EN 62311 : 2008 and EN 50371 : 2002**

- Article 3.1b (protection requirements regarding electromagnetic compatibility):

EMC standard applied : **EN 301 489-7 V1.3.1 and EN 301 489-3 V1.6.1**

- Article 3.2 (efficient use of the radio-electric spectrum to avoid harmful interference):

Radio standard applied: **EN301 511 V12.0.0 , EN 302 291-1 V1.1.1 and
EN 300 220-2 V2.4.1**

To this end, I declare that all radio tests have been performed.

Date : 04 Mai 2016

Signature :

370 rue du Maunit
85290 Mortagne sur Sèvre
FRANCE

SAS with a capital of: 437 490€ N.A.F Code: 2630Z Siret number : 433 034 782 000 22