



COMANDO.

**G:B:D**  
CREATIVE AUTOMATIONS

**BA24**

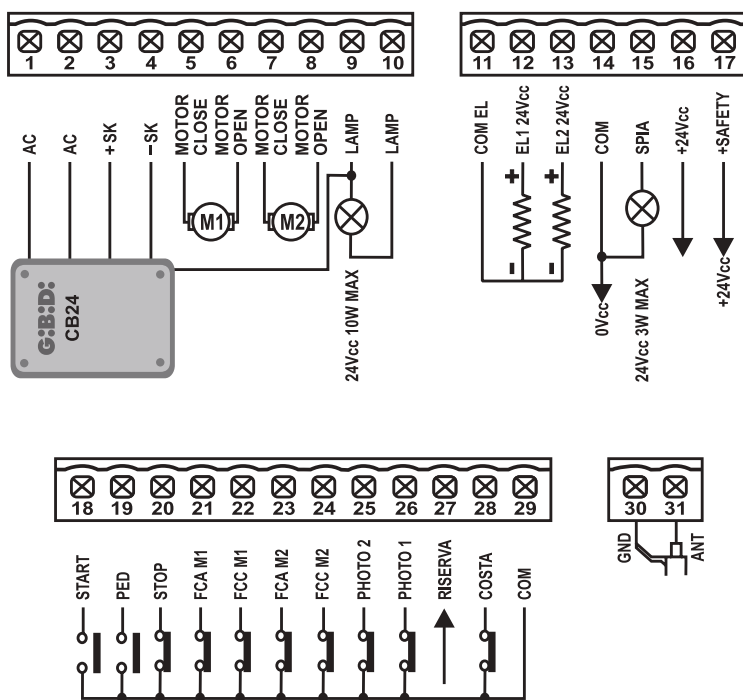
**24V**



FOTO AUTOMATIC GATES ▶



Motori	1 o 2 a 24 Vdc, con finecorsa (max. 150W)
Alimentazione	220-230 Vac
Cancelli a battente	GROUND624 - ART5024
Cancelli scorrevoli	-
Porte basculanti	AUTOBOX3024
Barriere	-
Dissuasori	-
Serrande	-
Pedonale	SI
Regolazione della forza	SI
Rallentamenti	SI
Antischacciamento	SI
Ingresso dispositivi di sicurezza	SI
Ingresso fotocellule	2
Finecorsa	4 ingressi
Programmazione	Digitale
Elettroserratura	SI - anche 2 separate





CONTROL UNITS.

**G:B:D:**  
CREATIVE AUTOMATIONS

**BA24**

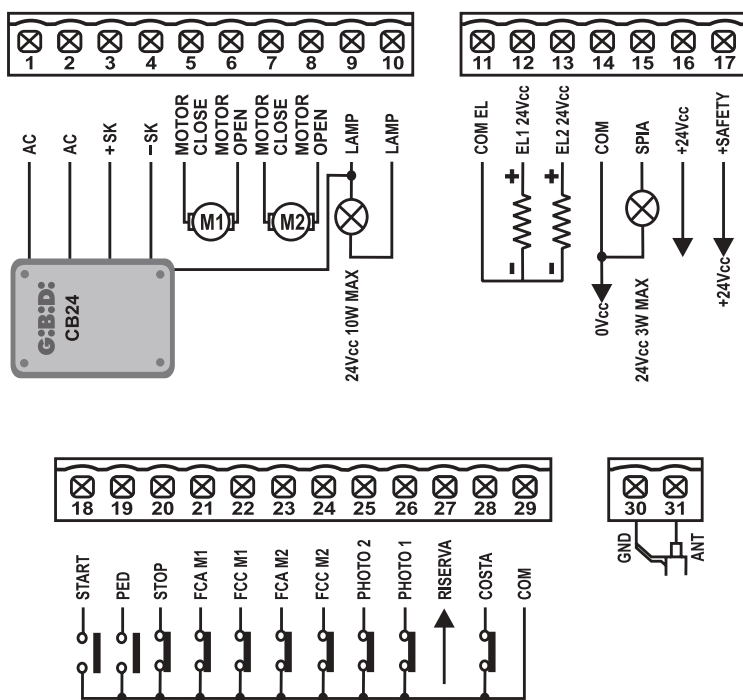
**24V**




FOTO AUTOMATIC GATES ▶



Motors	1 or 2 at 24 Vdc, with limit switch (max. 150W)
Power supply	220-230 Vac
Swing gates	GROUND624 - ART5024 - FLOOR854 - FLOOR884
Sliding gates	-
Overhead doors	AUTOBOX3024
Barriers	-
Rising bollards	-
Rolling shutters	-
Pedestrian	YES
Force regulation	YES
Deceleration functions	YES
Anti-crushing safety device	YES
Safety device input	YES
Photocell input	2
Limit switch	4 inputs
Programming	Digital
Electric lock	YES - also 2 separate ones





CENTRALES.

**G:B:D:**  
CREATIVE AUTOMATIONS

**BA24**

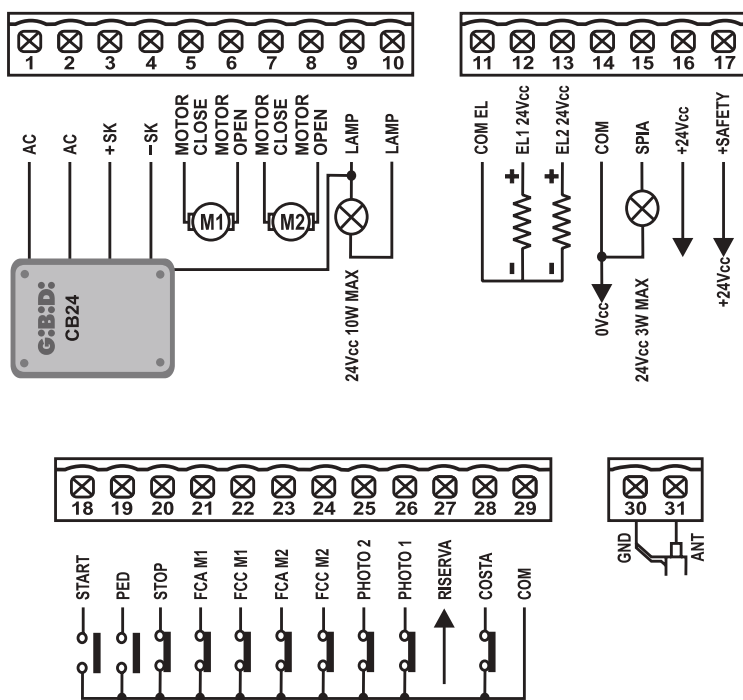
**24V**



FOTO AUTOMATIC GATES ▶



Motores	1 o 2 de 24 Vdc, con final de carrera (máx. 150W)
Alimentación	220-230 Vac
Puertas batientes	GROUND624 - ART5024
Puertas correderas	-
Puertas basculantes	AUTOBOX3024
Barreras	-
Disuasores	-
Cierres metálicos enrollables	-
Peatonal	Sí
Regulación de la fuerza	Sí
Deceleraciones	Sí
Antiplastamiento	Sí
Entrada dispositivos de seguridad	Sí
Entrada fotocélulas	2
Final de carrera	4 entradas
Programación	Digital
Electrocerradura	Sí - también 2 separadas





CENTRALES.

**G:B:D**  
CREATIVE AUTOMATIONS

**BA24**

**24V**



FOTO AUTOMATIC GATES ▶



Moteurs	1 ou 2 à 24 Vdc, avec fin de course (maxi 150W)
Alimentation	220-230 Vac
Portails battants	GROUND624 - ART5024 - FLOOR854 - FLOOR884
Portails coulissants	-
Portes basculantes	AUTOBOX3024
Barrières	-
Bornes	-
Rideaux et grilles enroulables	-
Piéton	OUI
Réglage de la force	OUI
Ralentissements	OUI
Dispositif contre l'écrasement	OUI
Entrée dispositifs de sécurité	OUI
Entrée cellules photoélectriques	2
Fin de course	4 entrées
Programmation	Digitale
Electroserrure	OUI - même 2 séparés

