

# PRIME **EDGE**

## Enhanced GSM Intercom

**Never miss a visitor or call – this unit automatically dials your home, office, or mobile phone in sequence when someone presses the call button.**



Keypad Lockout feature enabled by default to enhance security.



Fully customisable LED lighting in blue or white.



Weekly Do Not Disturb (DND) times, as well as new Holiday DND feature.



Automatic Daylight Saving Time (DST) setting.



Customisable SMS replies to Trigger, Latch and Unlatch commands. Antenna.



Automatic APN detection on selected major networks.



FOTA – Upgrade firmware via SMS.



Remote SMS diagnostics features including modem reboot and dial test.



Two-Factor Authentication (2FA) option for added security (Keypad and Prox).



Comprehensive Events Log including Missed Calls and failed Keypad Code attempts.

GSM-ANT-GP



USB-C

PRIME-EDGE-ABK-EU

Works with our multi network AESIM. [aesglobaltelecom.com](http://aesglobaltelecom.com)



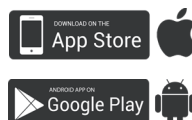
### DETAILS

Dial Out Numbers	4	Relays	2
Permanent Codes/Cards	250	Relay Type	N/C and N/O
Time Restricted Codes/Cards	250	Relay Load	2 Amps, 24V AC max
Temporary Codes/Cards	50	Power Consumption	200mA on dial out, 2 Amp peak demand
Automatic Trigger Events per Week	50	Modem Models	4G EU, 4G USA, 4G AUS/NZ
Caller ID Numbers	250	Power Supply	24V DC (24V DC 2A adaptor included)
Time Restricted Caller ID Numbers	250	Prox model	125 kHz



#### AES PRO APP

The ideal app for **installers**, offering the ability to program intercoms across multiple sites and including additional features.



#### AES HOME APP

The user-friendly option allows the **end user** to program their AES intercom conveniently.

## Kits & Part Numbers

Area code:  
EU (Europe) US  
(USA) AU (Australia  
& NZ)

The Cellcom Prime EDGE range is available in a variety of intercom panel options and is DDA compliant, ensuring accessibility for users with disabilities.

Each kit contains, a speech panel, power supply, Quick Start Guide, sim card options, and an antenna.

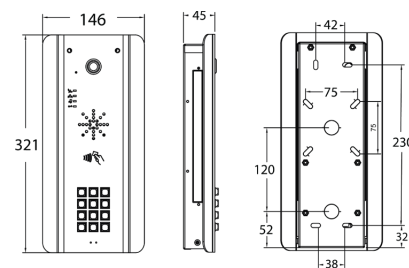


**ARCHITECTURAL MODEL** – Stylish panel with backlighting.

### PRIME-EDGE-ABK-EU

Black/powder coated steel panel with fully customisable blue or white lighting.

Metal Keypad and Prox reader as standard.

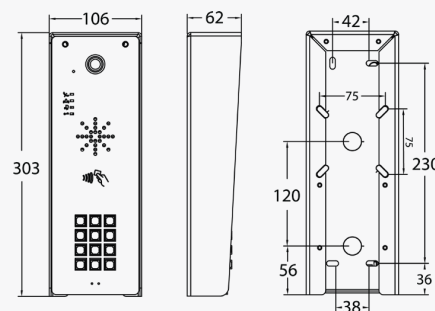


**IMPERIAL MODEL** – Sleek all-black panel.

### PRIME-EDGE-IBK-EU

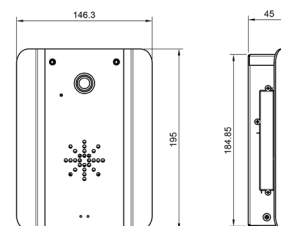
All black panel with fully customisable blue or white lighting.

Metal Keypad and Prox reader as standard.



### PRIME-EDGE-AB-EU

Black/powder coated steel panel with fully customisable blue or white lighting.



**IMPERIAL MODEL** – Sleek all-black panel.

### PRIME-EDGE-IB-EU

All black panel with fully customisable blue or white lighting.

