

# Installation and user guide for an auxiliary 1, 2, 3 or 4-door card of the Intratone range



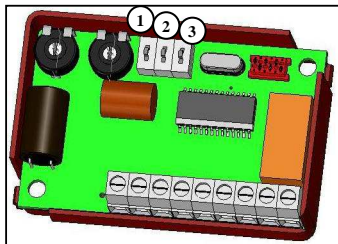
## Presentation of the EEN-CR auxiliary door card

This card opens auxiliary relays that will control a door or a light etc.

Two potentiometers control the opening of the auxiliary door. The first potentiometer sets the delay before opening, the second the door unlock time.

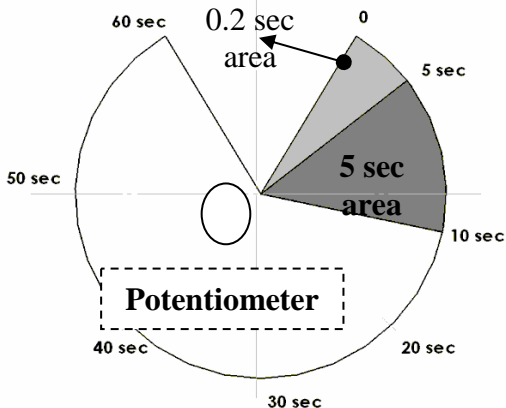
Two switches indicate the auxiliary door's address: 1 / 2 / 3 or 4. The third switch indicates the type of door pushbutton (NO/NC).

Finally, this card is fitted with a door entry pushbutton.



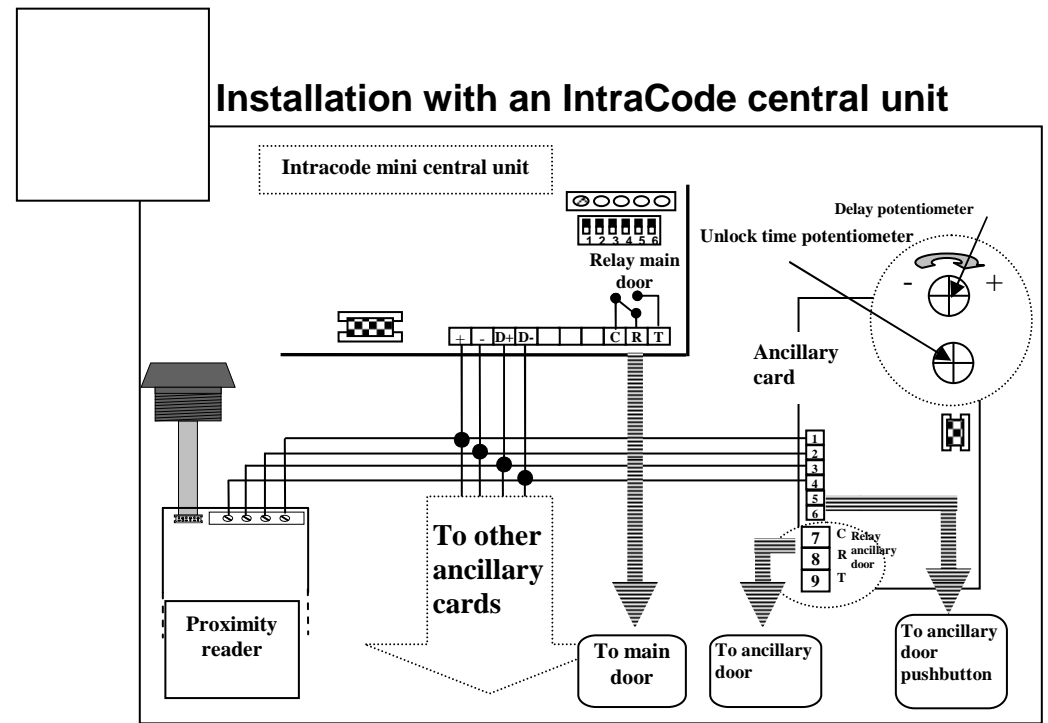
### Technical specifications

Power supply	12 to 24 VDC / 50 mA
Max cabling distance	300 m in 0.80mm
Delay before opening	from 0 to 60 sec. (approx)
Door unlock time	from 0.2 to 60 sec. (approx)



Switch 1	Switch 2	Door No.
OFF	OFF	1 <sup>st</sup>
ON	OFF	2 <sup>nd</sup>
OFF	ON	3 <sup>rd</sup>
ON	ON	4 <sup>th</sup>
Switch 3	Button type	
OFF	Normally Open	
ON	Normally Closed	

## Installation with an IntraCode central unit



## Installation with independent GSM unit (without central unit)

